



West Yorkshire
Fire & Rescue Service

Performance Management and Activity Report 2019/20

Period covered: 1 April 2019 – 31 March 2020
Date Issued: 30 April 2020



Table of Contents

1.	Introduction/Summary	2
2.	Service Delivery Targets	3
3.	Operational Risk Visits (including Fire Safety)	6
4.	Safe and Well Checks	7
5.	Incidents	10
6.	Fire-Related Incidents attended by Six Pumps and Above	14
7.	Violence at Work	21

1. Introduction/Summary

The purpose of this report is to provide information regarding the performance of West Yorkshire Fire and Rescue Service against selected national and local targets to enable the Authority to measure, monitor and evaluate performance.

In this report, monthly statistics have been utilised to identify trends in performance. Information regarding a selection of local performance targets has also been provided in this report and comparisons have been made with the previous year's performance.

All data, unless specified, is for the reporting period 1 April 2019 – 31 March 2020.

A traffic light system has been employed to provide a straightforward visual indicator of performance against each of the FRS indicators.

Graphical representation of the performance of West Yorkshire Fire and Rescue Service is available through the Performance Management Information System (PMIS), which is accessed via the Service's intranet site.

2. Service Delivery Targets

	Not achieving target (by more than 10%)
	Satisfactory performance (within 10% of target)
	Achieving or exceeding target

This data is based on incident reports that have been completed and/or checked but will not include data from incident reports which have not been completed or have been opened for amendment.

	Three Year Average Target (2016/19)	Quarter 1 (Apr-Jun)		Quarter 2 (Jul-Sep)		Quarter 3 (Oct-Dec)		Quarter 4 (Jan-Mar)		Actual Data to date		Projected Performance Against Three Year Average (2019/20)	End of Year Projection (2019/20)
		2018/19	2019/20	2018/19	2019/20	2018/19	2019/20	2018/19	2019/20	2018/19	2019/20		
Arson	6811	1976	1845	3007	1538	1394	1074	1358	1017	7735	5474	-19.6%	5474
Actual Rescues	775	226	241	179	285	198	299	193	275	796	1100	41.9%	1100
Total Activity	23646	6667	6131	8400	6475	5571	5563	5038	5186	25676	23355	-1.2%	23355
Dwelling Fires	1145	297	270	300	283	292	304	301	280	1190	1137	-0.7%	1137
Non-Domestic Building Fires	438	110	108	101	128	94	96	106	93	411	425	-3.0%	425
Prevalence of False Alarms	11306	2655	2384	2935	2972	2710	2772	2223	2348	10523	10476	-7.3%	10476
Fire-Related Injuries	198	58	47	39	47	45	28	66	52	208	174	-12.1%	174
Road Traffic Collisions	618	139	168	147	184	174	177	156	143	616	672	8.7%	672

Malicious False Alarms	361	96	73	85	78	94	82	77	82	352	315	-12.7%	315
-------------------------------	------------	-----------	-----------	-----------	-----------	-----------	-----------	-----------	-----------	------------	------------	---------------	------------

Service Delivery Indicators

Description	Quarter 1 (Apr-Jun)		Quarter 2 (Jul-Sep)		Quarter 3 (Oct-Dec)		Quarter 4 (Jan-Mar)		Cumulative	
	2018-19	2019-20	2018-19	2019-20	2018-19	2019-20	2018-19	2019-20	2018-19	2019-20
Accidental Dwelling Fires (per 10,000 dwellings)	2.49	2.33	2.37	2.32	2.49	2.70	2.59	2.48	9.95	9.83
Number of deaths arising from accidental fires in dwellings (per 100,000 population)	0.00	0.04	0.09	0.09	0.13	0.04	0.22	0.17	0.43	0.39
Number of Fire-Related Deaths (per 100,000 population) arising from fires other than Accidental Dwelling Fires	0.04	0.13	0.04	0.04	0.00	0.00	0.04	0.04	0.13	0.22
Number of Injuries arising from accidental fires in dwellings (per 100,000 population)	1.69	1.30	0.91	1.13	1.60	0.95	1.73	1.60	5.94	4.98
(a) Number of Serious Injuries (per 100,000 population)	0.17	0.04	0.04	0.04	0.22	0.13	0.30	0.13	0.74	0.35
(b) Number of Slight Injuries (per 100,000 population)	1.52	1.26	0.87	1.08	1.39	0.82	1.43	1.47	5.20	4.64
The percentage of dwelling fires attended where there was a working smoke alarm which activated	50.17%	52.22%	54.33%	57.95%	59.25%	56.25%	59.80%	55.00%	55.88%	55.41%
The percentage of dwelling fires attended where a working smoke alarm was correctly fitted but did not activate	18.18%	16.30%	22.33%	20.49%	19.52%	18.09%	12.96%	21.07%	18.24%	19.00%
The percentage of dwelling fires attended where a smoke alarm, because it was faulty or incorrectly sited, did not activate	7.74%	5.19%	3.33%	4.59%	3.42%	5.59%	3.99%	3.93%	4.62%	4.84%
The percentage of dwelling fires attended where no smoke alarm was fitted	23.91%	26.30%	20.00%	16.96%	17.81%	20.07%	23.26%	20.00%	21.26%	20.76%
Number of calls to malicious false alarms (per 1000 population) – attended	0.04	0.03	0.04	0.03	0.04	0.04	0.03	0.04	0.15	0.14

False alarms caused by automatic fire detection equipment (per 1000 non-domestic properties)	8.16	8.10	9.30	11.03	8.86	9.79	7.96	7.95	34.28	36.86
False alarms caused by automatic fire detection equipment (per 1000 domestic properties)	1.01	0.92	0.99	1.18	1.01	1.17	0.85	0.90	3.87	4.17
Fires in non-domestic premises (per 1000 non-domestic premises)	1.30	1.28	1.20	1.52	1.11	1.14	1.26	1.10	4.87	5.04
Number of Primary Fires (per 100,000 population)	39.06	35.20	42.26	35.98	34.29	32.64	34.72	29.04	150.33	132.86
Number of Fire Casualties – excluding Precautionary Checks (per 100,000 population)	2.47	1.86	1.56	1.91	1.82	1.17	2.60	1.99	8.45	6.94
Arson Incidents – All Deliberate Fires (per 10,000 population)	8.57	8.00	13.03	6.67	6.04	4.65	5.89	4.41	33.53	23.73
Arson Incidents – Deliberate Primary Fires (per 10,000 population)	1.66	1.49	2.11	1.55	1.43	1.37	1.47	1.13	6.67	5.54
Arson Incidents – Deliberate Secondary Fires (per 10,000 population)	6.90	6.51	10.92	5.11	4.62	3.28	4.42	3.28	26.86	18.18

3. Operational Risk Visits (including Fire Safety)

Below is a summary of operational risk visits (ORV) in 2019/20. These visits were issued in the transitional period of introducing the new Premises Risk Database (PRDX). The visits were generated from operational liaison referrals, post fire visits and what crews identified as perceived risks within their station area. The new PRDX went live on 5th February 2018 this now identifies the higher risk premises that will form the Operational Risk Visits Programme (ORVP). The PRDX uses a recalculated risk matrix for each premises type based on national guidance and Provision of Operational Risk Information System (PORIS).

The Operational Risk Visits (ORVs) are allocated to each District which are then allocated to stations/watches. The total numbers have not been finalised but based on previous calculations it is predicted that there will be approximately 1000 ORVs per year across five districts within the organisation.

The ORMT centrally auditing 100 percent of all ORVs has been successful at standardising the risk information captured on the operational risk visit.

The training and familiarisation of the system with operational crews is still progressing and we are continuing to complete joint visits with crews to ensure the correct information is captured.

	Apr	May	Jun	Jul	Aug	Sep	Oct	Nov	Dec	Jan	Feb	Mar	Total
Completed	89	152	152	185	162	121	155	158	148	143	196	121	1782

4. Safe and Well Checks

The home Safe and Well Check programme is the flagship prevention activity within WYFRS. We target vulnerability through a simple risk rating process and then visit people in their homes to offer information, advice and safety equipment. The risk rating process is to ensure that we are providing our resources to those who need it most. The ability to risk filter online and over the telephone has improved with a simple risk filtering survey that results in the requester being informed if they qualify for a home visit.

People who are assessed as being very low and low risk will not be offered a home visit but they will have the opportunity to access advice and information on home fire safety through our website or posted leaflets.

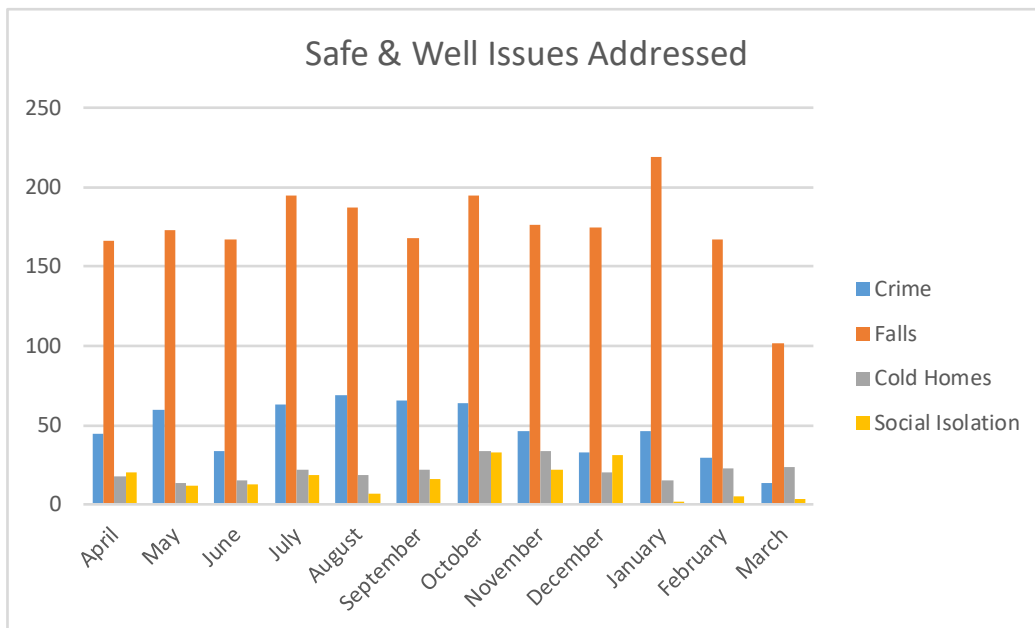
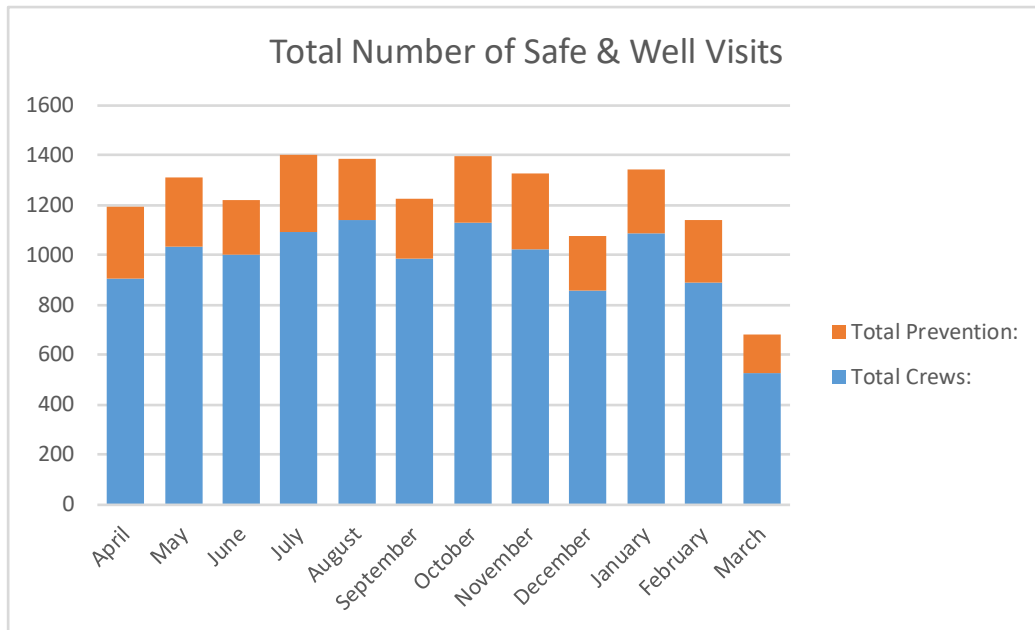
We may also signpost people or refer them on for additional support from other agencies. People can be referred to WYFRS from partner organisations, self-refer or we can identify the need for a Safe and Well Check during operational incidents. For those who qualify for a Safe and Well Check, a visit will be arranged at a mutually convenient time and this involves an assessment of fire risk within the property with appropriate advice and safety equipment delivered at the point of the visit. It also covers a broader assessment of vulnerability against a number of other elements, including:

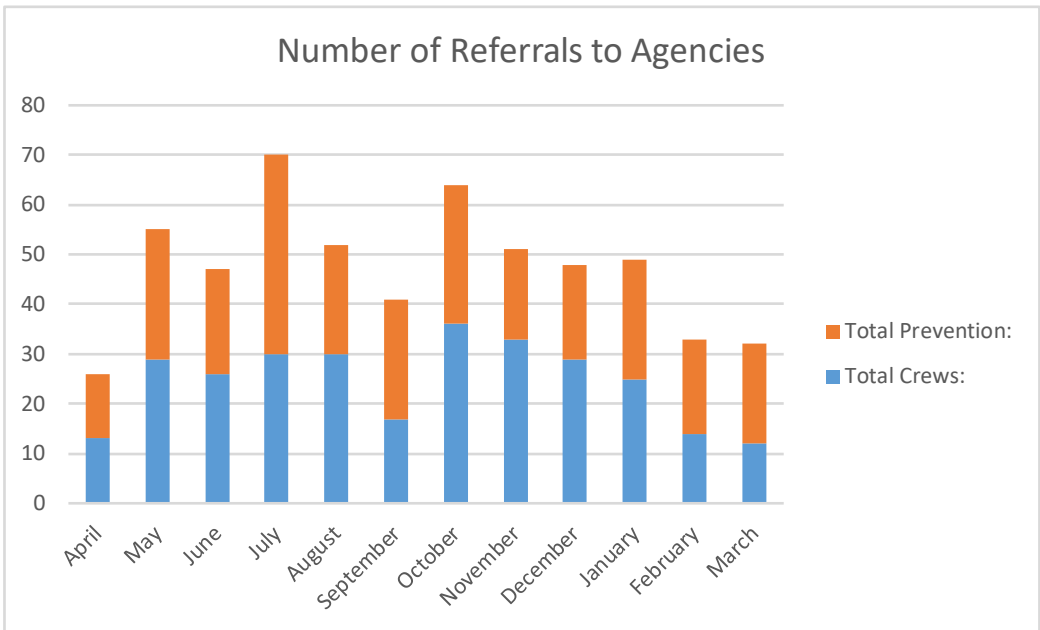
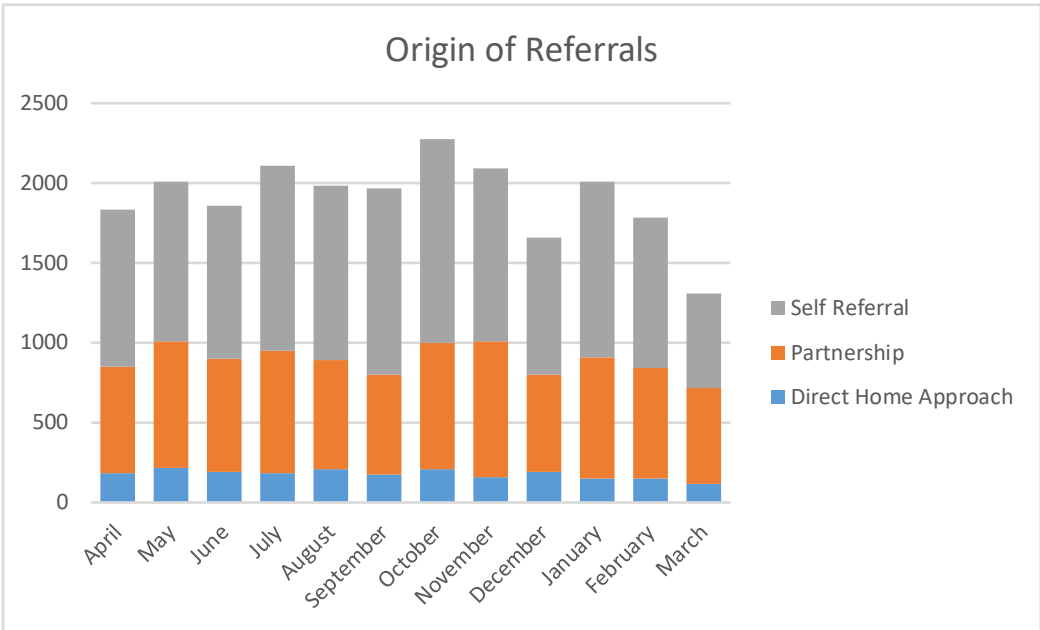
- Frailty and falls
- Social Isolation
- Winter Cold
- Crime
- Smoking.

When someone is identified as being vulnerable to any of the factors above, our teams deliver basic education and advice with the option of signposting or referring people to specialist support services across the districts.

Performance

The following graphs present a breakdown of performance in respect of prevention and early intervention activity over the reporting period:



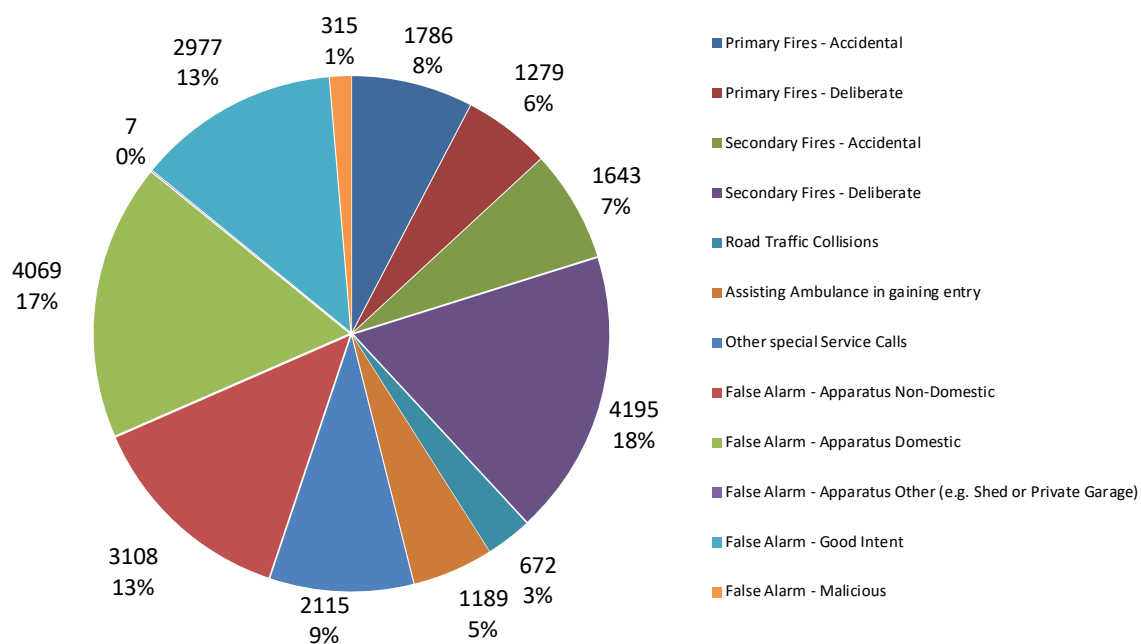


5. Incidents

The table and chart below show the operational activity of West Yorkshire Fire and Rescue Service for the financial year categorised by incident type.

NOTE: The data on page 3 is based on incident reports that have been completed and/or checked but will not include data from incident reports which have not been completed. The data below is based on all incident reports which have been started at the time of compiling this report.

Incident Category	Number	Percentage
Primary Fires - Accidental	1,786	7.65%
Primary Fires - Deliberate	1,279	5.48%
Secondary Fires - Accidental	1,643	7.03%
Secondary Fires - Deliberate	4,195	17.96%
Road Traffic Collisions	672	2.88%
Assisting Ambulance in gaining entry	1,189	5.09%
Other special Service Calls	2,115	9.06%
False Alarm - Apparatus Non-Domestic	3,108	13.31%
False Alarm - Apparatus Domestic	4,069	17.42%
False Alarm - Apparatus Other (e.g. Shed or Private Garage)	7	0.03%
False Alarm - Good Intent	2,977	12.75%
False Alarm - Malicious	315	1.35%
Total	23,355	100%



The table below shows the total number of incidents ten years ago, five years ago, and last year.

Incident Category	Number of incidents 1 April 2009 to 31 March 2010	Percentage	Number of incidents 1 April 2014 to 31 March 2015	Percentage	Number of incidents 1 April 2018 to 31 March 2019	Percentage
Primary Fires - Accidental	2,238	6.5%	1,847	8.6%	1,930	7.5%
Primary Fires - Deliberate	2,146	6.3%	1,079	5.0%	1,538	6.0%
Secondary Fires - Accidental	1,237	3.6%	1,201	5.6%	2,852	11.1%
Secondary Fires - Deliberate	8,772	25.6%	4,420	20.6%	6,197	24.1%
Road Traffic Collisions	1,068	3.1%	642	3.0%	616	2.4%
Special Service Calls	2,102	6.1%	1,569	7.3%	2,020	7.9%
False Alarm - Apparatus	11,956	34.8%	7,311	34.2%	6,664	26.0%
False Alarm - Good Intent	4,096	11.9%	3,009	14.1%	3,506	13.7%
False Alarm - Malicious	713	2.1%	329	1.5%	352	1.4%
Total	34,328	100.0%	21,407	100.0%	25,675	100.0%

Comments on Fatal Fires

Longwood Road, Paddock, Huddersfield

5th January 2020 12:45

The deceased male was 29 years old and lived in a privately rented mid terraced house.

The most likely cause is a pan fire in the kitchen area. This, having been dealt with by the deceased male using a tea towel, he unknowingly transferred burning material from the tea towel to the sofa and cushions in the living room. This went undetected as the deceased retired to bed.

Holt Head Road, Slaithwaite, Huddersfield

9th January 2020 07:41

The deceased male was 59 years old and with the evidence collected at the scene, it is believed this was suicide.

Dixon Lane, Lower Wortley, Leeds

17th January 2020 11:55

The deceased male was 83 years old and lived alone in his ground floor flat in a converted terraced property.

With the evidence collected at the scene it is concluded the cause of the fire was a halogen heater in close proximity to combustible materials.

Whiteplatts Street, Todmorden

17th January 2020 17:47

The deceased male was 77 years old and lived in a privately owned mid terraced property.

With the evidence collected at the scene it is concluded that the most likely cause of this fire was an electric fan heater in close proximity to combustible materials. Emollient creams may have been a contributory factor.

Springfield Avenue, Pontefract

27th January 2020 19:33

Further to the outcome of a Coroner's hearing in September 2020 it was confirmed that this death was fire-related and should be included in this report.

The deceased male was 58 years old and lived alone in a privately-owned semi-detached house. The fire was caused by a chip pan.

Crescent Walk, Ravensthorpe, Dewsbury

31st March 2020 11:37

The deceased male was 55 years old and was checking the property daily for his brother who was away on holiday. On the day of the fire, he and a neighbour investigated a smell of gas from within the property before an explosion occurred in the kitchen possibly triggered by a spark from turning on a light switch. It was confirmed that there was a gas leak from a copper gas pipe in the kitchen. The neighbour sustained a serious head injury.

NB Some incidents may still be awaiting Criminal/Coroner proceedings and if any new evidence or further information is made available it may be necessary to re-evaluate the conclusions.

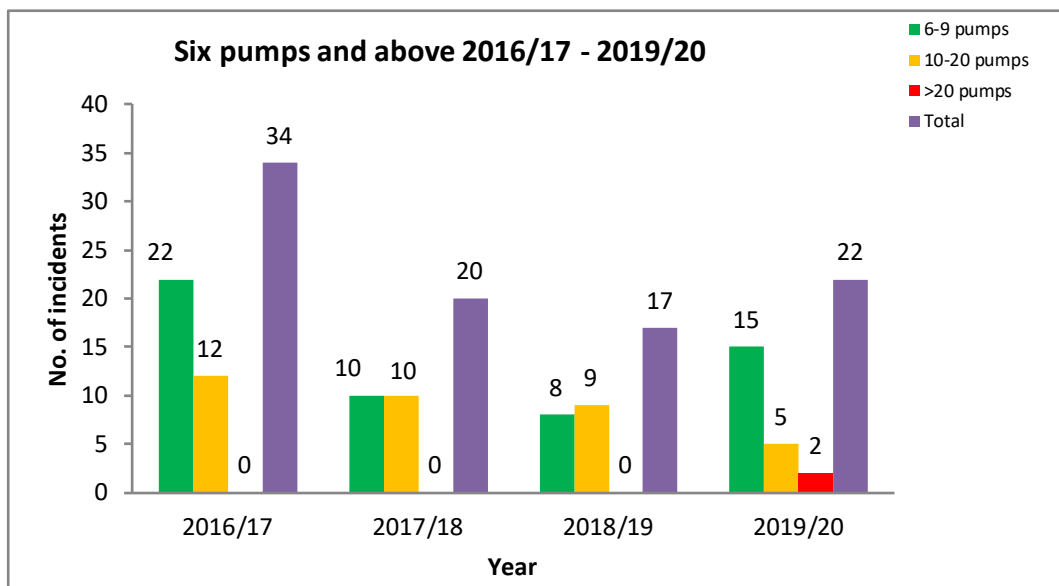
6. Fire-Related Incidents attended by Six Pumps and Above

General Commentary

UK fire and rescue services determine the size of a fire by the final number of pumps mobilised to deal with it.

A number of additional pumping appliances and special appliances are often mobilised to these types of incidents to undertake supporting activities. These are described as support and specials.

The following chart details the numbers and severity of such incidents over the last few years up to 31 March 2020:



Fire-related incidents of this type require the attendance of a fire investigation officer to determine the cause of the fire. The cause is included in the table. For fires identified as deliberate, we work in accordance with a regionally agreed Memorandum of Understanding with the police, who are responsible for the investigation of all deliberate fires.

New incidents added to the table are shaded in white.

Date & Time	Address	Premises Use	Station Area	Cause	Pumps Plus Specials	Number of Personnel
Saturday 18/05/2019 09:50	Hanginstone Road Ilkley	Moorland	Ilkley	Deliberate	10 Pumps 4 Support 6 Specials	68 Ffs 4 Officers
Friday 24/05/2019 13:29	The Gallopers Wakefield Road Bradford	Derelict public house	Bradford	Deliberate	6 Pumps 2 Support 2 Specials	36 Ffs 5 Officers
Wednesday 29/05/2019 03:10	Square Road Halifax	Gym	Halifax	Sauna	6 Pumps 2 Support 5 Specials	42 Ffs 5 Officers
Sunday 14/07/2019 12:51	Moorside Community Primary School Keighley Road Illingworth	Derelict school	Illingworth	Deliberate	7 pumps 1 support 1 special	34 Ffs 4 Officers
Thursday 18/07/2019 19:04	Biffa Waste Low Mills Low Mills Lane Ravensthorpe	Household waste site	Dewsbury	Natural Occurrence	6 Pumps 1 Support 3 Specials	34 Ffs 5 Officers
Friday 19/07/2019 04:00	The Gatehaus Leeds Road Bradford	High-rise flat	Bradford	Deliberate	6 Pumps 1 Support 3 Specials	34 Ffs 5 Officers
Thursday 01/08/2019 17:34	Walkleys Clogs Burnley Road Mytholmroyd	Derelict mill	Mytholmroyd	Not known	15 Pumps 2 Support 5 Specials	78 Ffs 4 Officers
Friday 02/08/2019 23:18	Currys Great Northern Retail Park Leeds Road Huddersfield	Commercial	Huddersfield	Electric Appliance	6 Pumps 1 Support 4 Specials	36 Ffs 5 Officers
Sunday 25/08/2019 08:11	Omega Proteins Erlings Works Half Acre Road Denholme Bradford	Industrial	Illingworth	Cooking	8 Pumps 2 Support 5 Specials	50 Ffs 5 Officers
Thursday 29/08/2019 21:25	Unit B Spectrum Park 8 Whitehouse Street Hunslet, Leeds	Warehouse	Hunslet	Electric Appliance	10 Pumps 4 Support 4 Specials	64 Ffs 4 Specials
Tuesday 03/09/2019 03:51	Ryburn Mills Ryburn Terrace Halifax	Industrial	Halifax	Faulty electricity supply	10 Pumps 4 Support 7 Specials	70 Ffs 7 Officers
Date & Time	Address	Premises Use	Station Area	Cause	Pumps Plus Specials	Number of Personnel

Monday 09/09/2019 01:50	New Ings Mills Field Lane Batley	Industrial	Dewsbury	Deliberate	6 Pumps 2 Support 4 Specials	40 Ffs 5 Officers
Sunday 15/09/2019 02:49	Barras Place Upper Wortley Leeds	Industrial	Leeds	Electrical heater	6 Pumps 1 Support 4 Specials	36 Ffs 5 Officers
Friday 27/09/2019 01:10	Kemp Waste Management Balkram Edge Recycling Centre Wainstalls Halifax	Waste Recycling Centre	Halifax	Not known	8 Pumps 2 Support 3 Specials	46 Ffs 5 Officers
Monday 07/10/2019 06:08	Miraj Pizza Bar South Street Keighley	Take- away	Keighley	Electrical supply	8 Pumps 2 Support 3 Specials	46 Ffs 7 Officers
Monday 21/10/2019 11:03	Hepworth House Clay Pit Lane Sheepscar Leeds	Com- mercial	Leeds	Blowlamp	7 Pumps 0 Support 3 Specials	34 Ffs 6 Officers
Thursday 28/11/2019 21:10	Moston Supermarket 368 Gillington Road Bradford	Super- market	Bradford	Electrical Fault	8 Pumps 1 Support 4 Specials	44 Ffs 4 Officers
Wednesday 17/12/2019 02:01	Co-op 18 Westgate Honley	Super- market	Holmfirth	Sparks from an angle grinder	8 Pumps 1 Support 3 Specials	42 Ffs 5 Officers
Saturday 01/02/2020 13:17	Speedibake Chald Lane Wakefield	Bakery	Wakefield	Cooking	20 Pumps 4 Support 3 Specials	102 Ffs 8 Officers
Monday 23/03/2020 12:29	Deer Hill Reservoir Deer Hill End Road Marsden Huddersfield	Moorland	Slaithwaite	Controlled burning	21 Pumps 5 Support 5 Specials	114 Ffs 6 Officers
Thursday 26/03/2020 12:23	Eastwood Works Eastwood Street Bradford	Derelict Mill	Bradford	Deliberate	8 Pumps 2 Support 4 Specials	48 Ffs 8 Officers
Sunday 29/03/2020 17:14	After Dark White Horse Yard Wakefield	Nightclub	Wakefield	Deliberate	10 Pumps 4 Support 4 Specials	64 Ffs 6 Officers

Further detail on recent six pumps and above fire-related incidents:

Speedibake, Chald Lane, Wakefield

This incident occurred in Wakefield station area and involved an industrial bakery. There was rapid fire spread due to cooking oils being involved.

The initial pre-determined attendance was two pumps from Wakefield and Ossett. At the height of the incident a make pumps 20 message was received by Control and appliances were mobilised from the following stations; Leeds, Garforth, Hunslet, Morley, Stanningley, Killingbeck, Bradford, Rawdon, Huddersfield, Cleckheaton, Skelmanthorpe, Dewsbury, Featherstone, Normanton, Rothwell and South Kirkby.

The following support appliances were also mobilised:

The Command Unit from Pontefract with support from Pontefract, Dewsbury and Moortown, Personal Welfare Unit from Skelmanthorpe, the Hose Laying Unit and support from Mirfield.

Officers were mobilised due to the size of the incident. They were as follows:

Station Manager Thornton, Group Manager Teggart and Area Manager Walker were Incident Commanders, Group Manager Farrell was Silver Command in Control, Station Manager Woodhead was Operational Assurance Officer, Station Manager England was Command Support, Station Manager Atkins was Hazmat and Environmental Protection Officer and Watch Manager Griffiths was Fire Investigation Officer.

The time of call for this incident was 13:16 on 1st February 2020. The stop was on 4th February 2020 at 17:00 and the incident was closed on 5th February 2020 at 08:24.

The fire started in a proofing oven, which then spread to nearby combustible items. Tanks of palm oil became involved which assisted in fire spread. The whole warehouse was involved.

Deer Hill Reservoir, Deer Hill End Road, Marsden, Huddersfield

This incident occurred in Slaithwaite station area and involved moorland. There was rapid fire spread due to strong wind.

The initial pre-determined attendance was two pumps from Slaithwaite and Ossett and the Wildfire Unit with support from Holmfirth. At the height of the incident a make pumps 20 message was received by Control and appliances were mobilised from the following stations; Rastrick, Huddersfield, Skelmanthorpe, Odsal, Halifax, Dewsbury, Morley, Killingbeck, Bradford, Cleckheaton, Illingworth, Dewsbury, Cookridge, Shipley and three appliances from Greater Manchester.

The following support appliances were also mobilised; the Personal Welfare Unit from Skelmanthorpe, the Hose Layer and support from Mirfield, the Command Unit from Pontefract with support from Pontefract, Ossett and Hunslet, the Argocat with support from Todmorden and the Drone from Headquarters.

Officers were mobilised due to the size of the incident. They were as follows; Station Manager Bairstow was the Wildfire Officer, Station Manager Fox was Command Support, Station Manager Bell was Operational Assurance Officer, Station Manager Atkins was Hazmat and Environmental Protection Officer, Group Manager May and Area Manager Butters were Incident Commanders

The time of call for this incident was 12:29 on 23rd March 2020 and the stop message was received by Control on 24th March 2020 at 12.58. The incident was closed on 24th March 2020 at 14:03.

The fire started due to controlled burning getting out of control, which then spread to nearby moorland. High wind assisted in the rapid-fire spread.

Eastwood works, Eastwood, East Bowling, Bradford

This incident occurred in Bradford station area and involved a derelict mill. The initial pre-determined attendance was two pumps from Bradford. At the height of the incident a make pumps eight message was received by Control and appliances from the following stations were mobilised; Odsal, Fairweather Green, Cleckheaton, Stanningley, Morley, Rawdon.

The following support appliances were also mobilised; the Personnel Welfare Unit from Skelmanthorpe, the Hose Laying Unit and support from Mirfield, the Command Unit and assistants from Featherstone, an Aerial from Halifax and Leeds and the Drone from Headquarters.

Officers were mobilised due to the size of the incident. They were as follows; Group Manager Donegan was Incident Commander, Station Manager Cookson was Operational Assurance Officer, Station Manager Earl was Command Support with Station Manager Bairstow shadowing, Station Manager Kovacs was a Working Officer, Station Manager Hannah and Watch Manager Driver were Fire Investigation Officers and Station Manager Metcalfe was Hazmat and Environmental Protection Officer.

The time of call for this incident was on 26th March 2020 at 12:22 and the stop message was received by control on 26th March 2020 at 20:12. The incident was closed on 26th March 2020 at 20:15. The cause is thought to be a heat source and combustibles brought together deliberately.

After Dark, White Horse Yard, Wakefield

This incident occurred in Wakefield station area and involved a four-storey night club. The initial pre-determined attendance was two pumps from Wakefield and Ossett. At the height of the incident a make pumps 10 message was received by Control and appliances from the following stations were mobilised; Normanton, Dewsbury, Rothwell, Hunslet, Morley, Cleckheaton and South Kirkby.

The following support appliances were also mobilised; the Personnel Welfare Unit from Skelmanthorpe, the Hose Laying Unit and support from Mirfield, Command Unit and assistants from Featherstone and the Drone from Headquarters.

Officers were mobilised due to the size of the incident. They were as follows; Group Manager Bush and Station Manager Staples were Incident Commanders, Station Manager Rose was Command Support Officer, Station Manager Metcalfe was Hazmat and Environmental Protection Officer, Station Manager Hawley was Operational Command, Station Manager Houldsworth was Breathing Apparatus Officer, Station Manager Bruce was Operational Assurance Officer and Watch Manager Griffiths was Fire Investigation Officer.

The time of call for this incident was on 29th March 2020 at 17:14 and the stop message was received by Control on the 29th March 2020 at 19:35. The incident was closed on the 29th March 2020 at 22:01. The cause is thought to be a fire in the bin store, started deliberately, which spread to upper floors through gaps and voids. Smoke entered most parts of building.

7. Violence at Work

Attacks on Personnel

There have been 81 incidents reported by West Yorkshire FRS in the financial year 2019/20.

	2011/12	2012/13	2013/14	2014/15	2015/16	2016/17	2017/18	2018/19	2019/20
Attacks on Firefighters	77	40	76	64	60	87	92	75	81

The table below summarises the events reported by firefighters and other staff. Where stations have not reported any incidents, they are not shown within this table.

For clarification, 'stoning' and 'firework' cover any thrown object identified respectively as a stone or firework; and 'missile' covers any other object used as a projectile.

Attacks on Firefighters as a Percentage of Turnouts										
District / Station	No. of Turnouts	Physical Assault	Weapon Brandished	Missile Thrown	Firework Thrown	Stoning	Aggressive Behaviour	Verbal Abuse	Total	Percentage
Bradford District										
Bradford	3329		1	3	3		1	3	11	0.33%
Bingley	469						1		1	0.21%
FWG	1031			2	2	1			5	0.48%
Keighley	704			1	3		1	1	6	0.85%
Odsal	1173	1		2			2	4	9	0.77%
Shipley	1218				2		3		5	0.41%
District Total	8060	1	1	8	10	1	8	8	37	0.46%
Calderdale District										
Halifax	1050		1	2			2	1	6	0.57%
Ilkley	760	1		2	1			2	6	0.79%
District Total	2783	1	1	4	1	0	2	3	12	0.43%
Kirklees District										
Huddersfield	2157						1		1	0.05%
Dewsbury	1687					2		4	6	0.36%
Holmfirth	84	1							1	1.19%
District Total	5524	1	0	0	0	2	1	4	8	0.14%
Leeds District										
Leeds	3896				1				1	0.03%
Cookridge	464						1		1	0.22%
Hunslet	2378						2	2	4	0.17%
Morley	420							1	1	0.24%
Stanningley	821			1			1		2	0.24%
Killingbeck	2105			2		2	1	3	8	0.38%
District Total	12174	0	0	3	1	2	5	6	17	0.14%
Wakefield District										
Wakefield	813		1						1	0.12%
Ossett	675							1	1	0.15%
Pontefract	524						3	2	5	0.95%
District Total	3464	0	1	0	0	0	3	3	7	0.20%
Totals	32153	3	3	15	12	5	19	24	81	0.25%

The above table shows the number of incidents in which firefighters were subjected to violence as a percentage of attendance, by station and by district (0.25% overall). Some stations might appear to suffer a relatively high percentage of attacks, but this is largely due to the number of incidents attended from such stations.

The Chief Fire Officer re-emphasises that even one attack is one too many and that every assistance and encouragement will be given to the police to bring offenders to court. Work is continuing with a variety of agencies from the police and district councils to community groups and youth leaders to address these issues.

District Actions to Address Violence

All districts are undertaking the following actions:

- Communicating a positive image of the Fire Service in the community
- Taking part in community events to support this image
- Asking questions to firefighters at Performance Monitoring Visits (PMVs) regarding the e-learning package that was sent out in relation to reading the body language of persons and diffusing certain situations
- Encouraging all staff to use the SCIP when intelligence or other information is received for risk issues
- Encouraging any watch who place the information on SCIP to email other local stations to alert them to the fact that the address has been added and to make sure that they then view the SCIP for the details
- Consistently promoting the knowledge of Silent Witness cameras with crews and to the public at events etc. to discourage anti-social behaviour
- Where incidents do occur, publicising through the media any arrests made by the police and any sentences given by the courts
- There is a working group established to look at ways of addressing the issues we have experienced over past years in relation to violence to staff and in particular attacks on firefighters. This group will report progress to the Community Safety Committee

Bradford

In Bradford there were 37 attacks on firefighters at incidents, details of which are available from the District Commander. There were no injuries to firefighters during these attacks however there was damage caused to an appliance at two of these instances. At another incident a weapon was brandished at crews.

Calderdale

In Calderdale there were 12 attacks on firefighters at incidents, details of which are available from the District Commander. There were no injuries to firefighters or damage to appliances during these attacks.

Kirklees

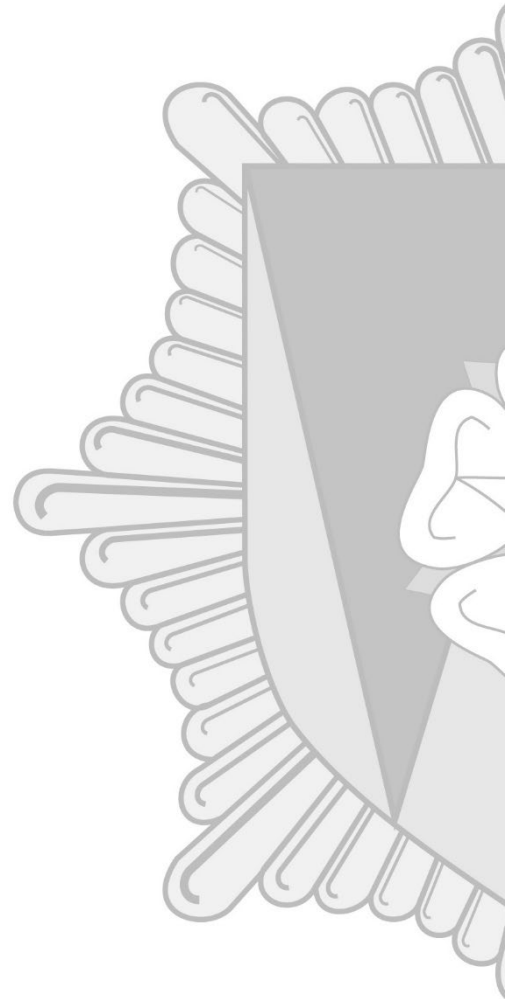
In Kirklees there were 8 attacks on firefighters at incidents, details of which are available from the District Commander. At one of these incidents a firefighter was struck by an unknown person causing bruising.

Leeds

In Leeds there were 17 attacks on firefighters at incidents, details of which are available from the District Commander. There were no injuries to firefighters or damage to appliances during these attacks.

Wakefield

In Wakefield there were 7 attacks on firefighters at incidents, details of which are available from the District Commander. There were no injuries to firefighters or damage to appliances during these attacks.



West Yorkshire Fire and Rescue Service
Oakroyd Hall
Birkenshaw
Bradford BD11 2DY